

Employment Application

Applicant Information

Full Name: _____ Date: _____
Last First M.I.

Address: _____
Street Address Apartment/Unit #

City State ZIP Code

Phone: _____ Email _____

Date Available: _____ Social Security No.: _____ Desired Salary: \$ _____

Position Applied for: _____

Are you a citizen of the United States? YES NO If no, are you authorized to work in the U.S.? YES NO

Have you ever worked for this company? YES NO If yes, when? _____

Have you ever been convicted of a felony? YES NO

If yes, explain: _____

Education

High School: _____ Address: _____

From: _____ To: _____ Did you graduate? YES NO Diploma: _____

College: _____ Address: _____


From: _____ To: _____ Did you graduate? YES NO Degree: _____

Other: _____ Address: _____

From: _____ To: _____ Did you graduate? YES NO Degree: _____

References

Please list three professional references.



Full Name: _____ Relationship: _____
 Company: _____ Phone: _____
 Address: _____

Full Name: _____ Relationship: _____
 Company: _____ Phone: _____
 Address: _____

Full Name: _____ Relationship: _____
 Company: _____ Phone: _____
 Address: _____

Previous Employment

Company: _____ Phone: _____
 Address: _____ Supervisor: _____
 Job Title: _____ Starting Salary:\$ _____ Ending Salary:\$ _____


Responsibilities: _____
 From: _____ To: _____ Reason for Leaving: _____

May we contact your previous supervisor for a reference? YES NO

Company: _____ Phone: _____
 Address: _____ Supervisor: _____
 Job Title: _____ Starting Salary:\$ _____ Ending Salary:\$ _____

Responsibilities: _____
 From: _____ To: _____ Reason for Leaving: _____

May we contact your previous supervisor for a reference? YES NO



Company: _____ Phone: _____

Address: _____ Supervisor: _____

Job Title: _____ Starting Salary:\$ _____ Ending Salary:\$ _____

Responsibilities: _____

From: _____ To: _____ Reason for Leaving: _____

May we contact your previous supervisor for a reference? YES NO

Military Service

Branch: _____ From: _____ To: _____

Rank at Discharge: _____ Type of Discharge: _____

If other than honorable, explain: _____

Disclaimer and Signature

*I certify that my answers are true and complete to the best of my knowledge.
If this application leads to employment, I understand that false or misleading information in my application or interview may result in my release.*

Signature: _____ Date: _____

Emergency Contact ph # _____

Emergency Contact Information Form

This information will be extremely important in the event of an accident or medical emergency.

Please be sure to sign and date this form

Name: _____
Last First MI

Phone:
Home: _____ Cell: _____

Home Email Address: _____

Address: _____
Street City State Zip Code

Primary Emergency Contact Name: _____
Last First

Relationship: _____

Phone:
Home: _____ Cell: _____ Work: _____

Secondary Emergency Contact Name: _____
Last First

Relationship: _____

Phone:
Home: _____ Cell: _____ Work: _____

Preferred Local Hospital: _____

Insurance Information:

Company: _____ Policy #: _____

Comments (include any special medical or personal information you would want an emergency care provider to know – or special contact information:

Signature: _____ Date: _____



Employment Eligibility Verification

Department of Homeland Security
U.S. Citizenship and Immigration Services

USCIS
Form I-9
OMB No. 1615-0047
Expires 03/31/2016

▶ **START HERE.** Read instructions carefully before completing this form. The instructions must be available during completion of this form.
ANTI-DISCRIMINATION NOTICE: It is illegal to discriminate against work-authorized individuals. Employers **CANNOT** specify which document(s) they will accept from an employee. The refusal to hire an individual because the documentation presented has a future expiration date may also constitute illegal discrimination.

Section 1. Employee Information and Attestation (Employees must complete and sign Section 1 of Form I-9 no later than the first day of employment, but not before accepting a job offer.)

Last Name (Family Name)		First Name (Given Name)		Middle Initial	Other Names Used (if any)		
Address (Street Number and Name)			Apt. Number	City or Town		State	Zip Code
Date of Birth (mm/dd/yyyy)	U.S. Social Security Number		E-mail Address			Telephone Number	

I am aware that federal law provides for imprisonment and/or fines for false statements or use of false documents in connection with the completion of this form.

I attest, under penalty of perjury, that I am (check one of the following):

- A citizen of the United States
- A noncitizen national of the United States (See instructions)
- A lawful permanent resident (Alien Registration Number/USCIS Number): _____
- An alien authorized to work until (expiration date, if applicable, mm/dd/yyyy) _____. Some aliens may write "N/A" in this field. (See instructions)

For aliens authorized to work, provide your Alien Registration Number/USCIS Number OR Form I-94 Admission Number:

1. Alien Registration Number/USCIS Number: _____

OR


2. Form I-94 Admission Number: _____

If you obtained your admission number from CBP in connection with your arrival in the United States, include the following:

Foreign Passport Number: _____

Country of Issuance: _____

Some aliens may write "N/A" on the Foreign Passport Number and Country of Issuance fields. (See instructions)



Signature of Employee:	Date (mm/dd/yyyy):
------------------------	--------------------

Preparer and/or Translator Certification (To be completed and signed if Section 1 is prepared by a person other than the employee.)

I attest, under penalty of perjury, that I have assisted in the completion of this form and that to the best of my knowledge the information is true and correct.

Signature of Preparer or Translator:		Date (mm/dd/yyyy):		
Last Name (Family Name)		First Name (Given Name)		
Address (Street Number and Name)		City or Town	State	Zip Code



Employee Completes Next Page



Section 2: Employer or Authorized Representative Review and Verification

(Employers or their authorized representative must complete and sign Section 2 within 3 business days of the employee's first day of employment. You must physically examine one document from List A OR examine a combination of one document from List B and one document from List C as listed on the "List of Acceptable Documents" on the next page of this form. For each document you review, record the following information: document title, issuing authority, document number, and expiration date, if any.)

Employee Last Name, First Name and Middle Initial from Section 1:

List A Identity and Employment Authorization	OR	List B Identify	AND	List C Employment Authorization
Document Title:		Document Title:		Document Title:
Issuing Authority:		Issuing Authority:		Issuing Authority:
Document Number:		Document Number:		Document Number:
Expiration Date (if any)(mm/dd/yyyy):		Expiration Date (if any)(mm/dd/yyyy):		Expiration Date (if any)(mm/dd/yyyy):
Document Title:				
Issuing Authority:				
Document Number:				
Expiration Date (if any)(mm/dd/yyyy):				
Document Title:				
Issuing Authority:				
Document Number:				
Expiration Date (if any)(mm/dd/yyyy):				

**3-D Barcode
Do Not Write in This Space**

Certification

I attest, under penalty of perjury, that (1) I have examined the document(s) presented by the above-named employee, (2) the above-listed document(s) appear to be genuine and to relate to the employee named, and (3) to the best of my knowledge the employee is authorized to work in the United States.

The employee's first day of employment (mm/dd/yyyy): _____ (See instructions for exemptions.)

Signature of Employer or Authorized Representative		Date (mm/dd/yyyy)	Title of Employer or Authorized Representative	
Last Name (Family Name)		First Name (Given Name)	Employer's Business or Organization Name	
Employer's Business or Organization Address (Street Number and Name)		City or Town	State	Zip Code

Section 3: Reverification and Rehires (To be completed and signed by employer or authorized representative.)

A. New Name (if applicable) Last Name (Family Name) First Name (Given Name) Middle Initial	B. Date of Rehire (if applicable) (mm/dd/yyyy):
--	---

C. If employee's previous grant of employment authorization has expired, provide the information for the document from List A or List C the employee presented that establishes current employment authorization in the space provided below.

Document Title:	Document Number:	Expiration Date (if any)(mm/dd/yyyy):
-----------------	------------------	---------------------------------------

I attest, under penalty of perjury, that to the best of my knowledge, this employee is authorized to work in the United States, and if the employee presented document(s), the document(s) I have examined appear to be genuine and to relate to the individual.

Signature of Employer or Authorized Representative:	Date (mm/dd/yyyy):	Print Name of Employer or Authorized Representative:
---	--------------------	--

LISTS OF ACCEPTABLE DOCUMENTS

All documents must be UNEXPIRED

Employees may present one selection from List A
or a combination of one selection from List B and one selection from List C.

LIST A Documents that Establish Both Identity and Employment Authorization	LIST B Documents that Establish Identity	LIST C Documents that Establish Employment Authorization
OR	AND	
<ol style="list-style-type: none"> 1. U.S. Passport or U.S. Passport Card 2. Permanent Resident Card or Alien Registration Receipt Card (Form I-551) 3. Foreign passport that contains a temporary I-551 stamp or temporary I-551 printed notation on a machine-readable immigrant visa 4. Employment Authorization Document that contains a photograph (Form I-766) 5. For a nonimmigrant alien authorized to work for a specific employer because of his or her status: <ol style="list-style-type: none"> a. Foreign passport; and b. Form I-94 or Form I-94A that has the following: <ol style="list-style-type: none"> (1) The same name as the passport; and (2) An endorsement of the alien's nonimmigrant status as long as that period of endorsement has not yet expired and the proposed employment is not in conflict with any restrictions or limitations identified on the form. 6. Passport from the Federated States of Micronesia (FSM) or the Republic of the Marshall Islands (RMI) with Form I-94 or Form I-94A indicating nonimmigrant admission under the Compact of Free Association Between the United States and the FSM or RMI 	<ol style="list-style-type: none"> 1. Driver's license or ID card issued by a State or outlying possession of the United States provided it contains a photograph or information such as name, date of birth, gender, height, eye color, and address 2. ID card issued by federal, state or local government agencies or entities, provided it contains a photograph or information such as name, date of birth, gender, height, eye color, and address 3. School ID card with a photograph 4. Voter's registration card 5. U.S. Military card or draft record 6. Military dependent's ID card 7. U.S. Coast Guard Merchant Mariner Card 8. Native American tribal document 9. Driver's license issued by a Canadian government authority <li style="text-align: center;">For persons under age 18 who are unable to present a document listed above: 10. School record or report card 11. Clinic, doctor, or hospital record 12. Day-care or nursery school record 	<ol style="list-style-type: none"> 1. A Social Security Account Number card, unless the card includes one of the following restrictions: <ol style="list-style-type: none"> (1) NOT VALID FOR EMPLOYMENT (2) VALID FOR WORK ONLY WITH INS AUTHORIZATION (3) VALID FOR WORK ONLY WITH DHS AUTHORIZATION 2. Certification of Birth Abroad issued by the Department of State (Form FS-545) 3. Certification of Report of Birth issued by the Department of State (Form DS-1350) 4. Original or certified copy of birth certificate issued by a State, county, municipal authority, or territory of the United States bearing an official seal 5. Native American tribal document 6. U.S. Citizen ID Card (Form I-197) 7. Identification Card for Use of Resident Citizen in the United States (Form I-179) 8. Employment authorization document issued by the Department of Homeland Security

Illustrations of many of these documents appear in Part 8 of the Handbook for Employers (M-274).

Refer to Section 2 of the instructions, titled "Employer or Authorized Representative Review and Verification," for more information about acceptable receipts.

Form W-4 (2016)

Purpose. Complete Form W-4 so that your employer can withhold the correct federal income tax from your pay. Consider completing a new Form W-4 each year and when your personal or financial situation changes.

Exemption from withholding. If you are exempt, complete **only** lines 1, 2, 3, 4, and 7 and sign the form to validate it. Your exemption for 2016 expires February 15, 2017. See Pub. 505, Tax Withholding and Estimated Tax.

Note: If another person can claim you as a dependent on his or her tax return, you cannot claim exemption from withholding if your income exceeds \$1,050 and includes more than \$350 of unearned income (for example, interest and dividends).

Exceptions. An employee may be able to claim exemption from withholding even if the employee is a dependent, if the employee:

- Is age 65 or older,
- Is blind, or
- Will claim adjustments to income; tax credits; or itemized deductions, on his or her tax return.

The exceptions do not apply to supplemental wages greater than \$1,000,000.

Basic instructions. If you are not exempt, complete the **Personal Allowances Worksheet** below. The worksheets on page 2 further adjust your withholding allowances based on itemized deductions, certain credits, adjustments to income, or two-earners/multiple jobs situations.

Complete all worksheets that apply. However, you may claim fewer (or zero) allowances. For regular wages, withholding must be based on allowances you claimed and may not be a flat amount or percentage of wages.

Head of household. Generally, you can claim head of household filing status on your tax return only if you are unmarried and pay more than 50% of the costs of keeping up a home for yourself and your dependent(s) or other qualifying individuals. See Pub. 501, Exemptions, Standard Deduction, and Filing Information, for information.

Tax credits. You can take projected tax credits into account in figuring your allowable number of withholding allowances. Credits for child or dependent care expenses and the child tax credit may be claimed using the **Personal Allowances Worksheet** below. See Pub. 505 for information on converting your other credits into withholding allowances.

Nonwage income. If you have a large amount of nonwage income, such as interest or dividends, consider making estimated tax payments using Form 1040-ES, Estimated Tax for Individuals. Otherwise, you may owe additional tax. If you have pension or annuity income, see Pub. 505 to find out if you should adjust your withholding on Form W-4 or W-4P.

Two earners or multiple jobs. If you have a working spouse or more than one job, figure the total number of allowances you are entitled to claim on all jobs using worksheets from only one Form W-4. Your withholding usually will be most accurate when all allowances are claimed on the Form W-4 for the highest paying job and zero allowances are claimed on the others. See Pub. 505 for details.

Nonresident alien. If you are a nonresident alien, see Notice 1392, Supplemental Form W-4 Instructions for Nonresident Aliens, before completing this form.

Check your withholding. After your Form W-4 takes effect, use Pub. 505 to see how the amount you are having withheld compares to your projected total tax for 2016. See Pub. 505, especially if your earnings exceed \$130,000 (Single) or \$180,000 (Married).

Future developments. Information about any future developments affecting Form W-4 (such as legislation enacted after we release it) will be posted at www.irs.gov/w4.

Personal Allowances Worksheet (Keep for your records.)

A	Enter "1" for yourself if no one else can claim you as a dependent	A _____			
B	Enter "1" if: { • You are single and have only one job; or • You are married, have only one job, and your spouse does not work; or • Your wages from a second job or your spouse's wages (or the total of both) are \$1,500 or less. }	B _____			
C	Enter "1" for your spouse . But, you may choose to enter "-0-" if you are married and have either a working spouse or more than one job. (Entering "-0-" may help you avoid having too little tax withheld.)	C _____			
D	Enter number of dependents (other than your spouse or yourself) you will claim on your tax return	D _____			
E	Enter "1" if you will file as head of household on your tax return (see conditions under Head of household above)	E _____			
F	Enter "1" if you have at least \$2,000 of child or dependent care expenses for which you plan to claim a credit	F _____			
(Note: Do not include child support payments. See Pub. 503, Child and Dependent Care Expenses, for details.)					
G	Child Tax Credit (including additional child tax credit). See Pub. 972, Child Tax Credit, for more information. • If your total income will be less than \$70,000 (\$100,000 if married), enter "2" for each eligible child; then less "1" if you have two to four eligible children or less "2" if you have five or more eligible children. • If your total income will be between \$70,000 and \$84,000 (\$100,000 and \$119,000 if married), enter "1" for each eligible child	G _____			
H	Add lines A through G and enter total here. (Note: This may be different from the number of exemptions you claim on your tax return.) ▶	H _____			
<table border="0"> <tr> <td style="vertical-align: middle;">For accuracy, complete all worksheets that apply.</td> <td style="font-size: 3em; vertical-align: middle;">{</td> <td> <ul style="list-style-type: none"> • If you plan to itemize or claim adjustments to income and want to reduce your withholding, see the Deductions and Adjustments Worksheet on page 2. • If you are single and have more than one job or are married and you and your spouse both work and the combined earnings from all jobs exceed \$50,000 (\$20,000 if married), see the Two-Earners/Multiple Jobs Worksheet on page 2 to avoid having too little tax withheld. • If neither of the above situations applies, stop here and enter the number from line H on line 5 of Form W-4 below. </td> </tr> </table>			For accuracy, complete all worksheets that apply.	{	<ul style="list-style-type: none"> • If you plan to itemize or claim adjustments to income and want to reduce your withholding, see the Deductions and Adjustments Worksheet on page 2. • If you are single and have more than one job or are married and you and your spouse both work and the combined earnings from all jobs exceed \$50,000 (\$20,000 if married), see the Two-Earners/Multiple Jobs Worksheet on page 2 to avoid having too little tax withheld. • If neither of the above situations applies, stop here and enter the number from line H on line 5 of Form W-4 below.
For accuracy, complete all worksheets that apply.	{	<ul style="list-style-type: none"> • If you plan to itemize or claim adjustments to income and want to reduce your withholding, see the Deductions and Adjustments Worksheet on page 2. • If you are single and have more than one job or are married and you and your spouse both work and the combined earnings from all jobs exceed \$50,000 (\$20,000 if married), see the Two-Earners/Multiple Jobs Worksheet on page 2 to avoid having too little tax withheld. • If neither of the above situations applies, stop here and enter the number from line H on line 5 of Form W-4 below. 			

----- Separate here and give Form W-4 to your employer. Keep the top part for your records. -----

Form W-4 Department of the Treasury Internal Revenue Service	<h2 style="margin: 0;">Employee's Withholding Allowance Certificate</h2> <p style="margin: 0;">▶ Whether you are entitled to claim a certain number of allowances or exemption from withholding is subject to review by the IRS. Your employer may be required to send a copy of this form to the IRS.</p>	OMB No. 1545-0074 2016						
<table border="1" style="width: 100%; border-collapse: collapse;"> <tr> <td style="width: 50%; padding: 2px;">1 Your first name and middle initial</td> <td style="width: 50%; padding: 2px;">Last name</td> </tr> <tr> <td colspan="2" style="padding: 2px;">Home address (number and street or rural route)</td> </tr> <tr> <td colspan="2" style="padding: 2px;">City or town, state, and ZIP code</td> </tr> </table>		1 Your first name and middle initial	Last name	Home address (number and street or rural route)		City or town, state, and ZIP code		2 Your social security number
1 Your first name and middle initial	Last name							
Home address (number and street or rural route)								
City or town, state, and ZIP code								
3 <input type="checkbox"/> Single <input type="checkbox"/> Married <input type="checkbox"/> Married, but withhold at higher Single rate. Note: If married, but legally separated, or spouse is a nonresident alien, check the "Single" box.		4 If your last name differs from that shown on your social security card, check here. You must call 1-800-772-1213 for a replacement card. ▶ <input type="checkbox"/>						
5 Total number of allowances you are claiming (from line H above or from the applicable worksheet on page 2)		5 _____						
6 Additional amount, if any, you want withheld from each paycheck		6 \$ _____						
7 I claim exemption from withholding for 2016, and I certify that I meet both of the following conditions for exemption. • Last year I had a right to a refund of all federal income tax withheld because I had no tax liability, and • This year I expect a refund of all federal income tax withheld because I expect to have no tax liability. If you meet both conditions, write "Exempt" here ▶		7 _____						
Under penalties of perjury, I declare that I have examined this certificate and, to the best of my knowledge and belief, it is true, correct, and complete.								
Employee's signature (This form is not valid unless you sign it.) ▶		Date ▶						
8 Employer's name and address (Employer: Complete lines 8 and 10 only if sending to the IRS.)		9 Office code (optional)						
10 Employer identification number (EIN)								

Deductions and Adjustments Worksheet

Note: Use this worksheet *only* if you plan to itemize deductions or claim certain credits or adjustments to income.

- 1 Enter an estimate of your 2016 itemized deductions. These include qualifying home mortgage interest, charitable contributions, state and local taxes, medical expenses in excess of 10% (7.5% if either you or your spouse was born before January 2, 1952) of your income, and miscellaneous deductions. For 2016, you may have to reduce your itemized deductions if your income is over \$311,300 and you are married filing jointly or are a qualifying widow(er); \$285,350 if you are head of household; \$259,400 if you are single and not head of household or a qualifying widow(er); or \$155,650 if you are married filing separately. See Pub. 505 for details 1 \$ _____
- 2 Enter: $\left\{ \begin{array}{l} \$12,600 \text{ if married filing jointly or qualifying widow(er)} \\ \$9,300 \text{ if head of household} \\ \$6,300 \text{ if single or married filing separately} \end{array} \right\}$ 2 \$ _____
- 3 **Subtract** line 2 from line 1. If zero or less, enter "-0-" 3 \$ _____
- 4 Enter an estimate of your 2016 adjustments to income and any additional standard deduction (see Pub. 505) 4 \$ _____
- 5 **Add** lines 3 and 4 and enter the total. (Include any amount for credits from the *Converting Credits to Withholding Allowances for 2016 Form W-4* worksheet in Pub. 505.) 5 \$ _____
- 6 Enter an estimate of your 2016 nonwage income (such as dividends or interest) 6 \$ _____
- 7 **Subtract** line 6 from line 5. If zero or less, enter "-0-" 7 \$ _____
- 8 **Divide** the amount on line 7 by \$4,050 and enter the result here. Drop any fraction 8 _____
- 9 Enter the number from the **Personal Allowances Worksheet**, line H, page 1 9 _____
- 10 **Add** lines 8 and 9 and enter the total here. If you plan to use the **Two-Earners/Multiple Jobs Worksheet**, also enter this total on line 1 below. Otherwise, **stop here** and enter this total on Form W-4, line 5, page 1 10 _____

Two-Earners/Multiple Jobs Worksheet (See *Two earners or multiple jobs* on page 1.)

- Note:** Use this worksheet *only* if the instructions under line H on page 1 direct you here.
- 1 Enter the number from line H, page 1 (or from line 10 above if you used the **Deductions and Adjustments Worksheet**) 1 _____
 - 2 Find the number in **Table 1** below that applies to the **LOWEST** paying job and enter it here. **However**, if you are married filing jointly and wages from the highest paying job are \$65,000 or less, do not enter more than "3" 2 _____
 - 3 If line 1 is **more than or equal to** line 2, subtract line 2 from line 1. Enter the result here (if zero, enter "-0-") and on Form W-4, line 5, page 1. **Do not** use the rest of this worksheet 3 _____
- Note:** If line 1 is **less than** line 2, enter "-0-" on Form W-4, line 5, page 1. Complete lines 4 through 9 below to figure the additional withholding amount necessary to avoid a year-end tax bill.
- 4 Enter the number from line 2 of this worksheet 4 _____
 - 5 Enter the number from line 1 of this worksheet 5 _____
 - 6 **Subtract** line 5 from line 4 6 _____
 - 7 Find the amount in **Table 2** below that applies to the **HIGHEST** paying job and enter it here 7 \$ _____
 - 8 **Multiply** line 7 by line 6 and enter the result here. This is the additional annual withholding needed 8 \$ _____
 - 9 Divide line 8 by the number of pay periods remaining in 2016. For example, divide by 25 if you are paid every two weeks and you complete this form on a date in January when there are 25 pay periods remaining in 2016. Enter the result here and on Form W-4, line 6, page 1. This is the additional amount to be withheld from each paycheck 9 \$ _____

Table 1				Table 2			
Married Filing Jointly		All Others		Married Filing Jointly		All Others	
If wages from LOWEST paying job are—	Enter on line 2 above	If wages from LOWEST paying job are—	Enter on line 2 above	If wages from HIGHEST paying job are—	Enter on line 7 above	If wages from HIGHEST paying job are—	Enter on line 7 above
\$0 - \$6,000	0	\$0 - \$9,000	0	\$0 - \$75,000	\$610	\$0 - \$38,000	\$610
6,001 - 14,000	1	9,001 - 17,000	1	75,001 - 135,000	1,010	38,001 - 85,000	1,010
14,001 - 25,000	2	17,001 - 26,000	2	135,001 - 205,000	1,130	85,001 - 185,000	1,130
25,001 - 27,000	3	26,001 - 34,000	3	205,001 - 360,000	1,340	185,001 - 400,000	1,340
27,001 - 35,000	4	34,001 - 44,000	4	360,001 - 405,000	1,420	400,001 and over	1,600
35,001 - 44,000	5	44,001 - 75,000	5	405,001 and over	1,600		
44,001 - 55,000	6	75,001 - 85,000	6				
55,001 - 65,000	7	85,001 - 110,000	7				
65,001 - 75,000	8	110,001 - 125,000	8				
75,001 - 80,000	9	125,001 - 140,000	9				
80,001 - 100,000	10	140,001 and over	10				
100,001 - 115,000	11						
115,001 - 130,000	12						
130,001 - 140,000	13						
140,001 - 150,000	14						
150,001 and over	15						

Privacy Act and Paperwork Reduction Act Notice. We ask for the information on this form to carry out the Internal Revenue laws of the United States. Internal Revenue Code sections 3402(f)(2) and 6109 and their regulations require you to provide this information; your employer uses it to determine your federal income tax withholding. Failure to provide a properly completed form will result in your being treated as a single person who claims no withholding allowances; providing fraudulent information may subject you to penalties. Routine uses of this information include giving it to the Department of Justice for civil and criminal litigation; to cities, states, the District of Columbia, and U.S. commonwealths and possessions for use in administering their tax laws; and to the Department of Health and Human Services for use in the National Directory of New Hires. We may also disclose this information to other countries under a tax treaty, to federal and state agencies to enforce federal nontax criminal laws, or to federal law enforcement and intelligence agencies to combat terrorism.

You are not required to provide the information requested on a form that is subject to the Paperwork Reduction Act unless the form displays a valid OMB control number. Books or records relating to a form or its instructions must be retained as long as their contents may become material in the administration of any Internal Revenue law. Generally, tax returns and return information are confidential, as required by Code section 6103.

The average time and expenses required to complete and file this form will vary depending on individual circumstances. For estimated averages, see the instructions for your income tax return.

If you have suggestions for making this form simpler, we would be happy to hear from you. See the instructions for your income tax return.